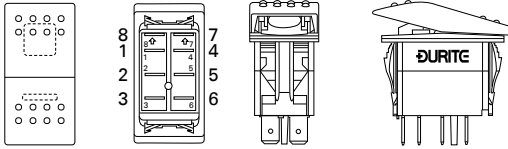




**Rocker Switches, 3 position**

on/off/on, mom on/off/on, mom on/off/mom on and on/on/on  
Cct Dia. for 0-784-52/62, 0-785-52/62, 0-786-52/62 and 0-789-62 switches



Durite Part N°	Circuit Diagram (Switch shown in MID position)	UP Position	MID Position	DOWN Position
0-784-52		ON	OFF	ON
		2-3	----	2-1
0-784-62		ON	OFF	ON
		2-3 5-6	----	2-1 5-4
0-785-52		MOM ON	OFF	ON
		2-3	----	2-1
0-785-62		MOM ON	OFF	ON
		2-3 5-6	----	2-1 5-4
0-786-52		MOM ON	OFF	MOM ON
		2-3	----	2-1
0-786-62		MOM ON	OFF	MOM ON
		2-3 5-6	----	2-1 5-4
0-789-62		ON	ON	ON
		2-3 5-6	2-3 4-5	2-1 5-4

Notes: Maximum current 20A at 12 volt and 10A at 24 volt  
All LEDs are dual voltage 12/24 volt  
All switches have protection rating of IP66 from front only

Gordon Equipments Limited  
Durite Works  
Valley Road  
Dovercourt  
Essex  
CO12 4RX

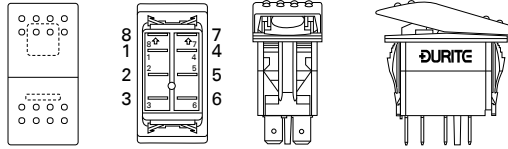
Tel: 01255 555200  
Fax: 01255 555222  
Email: technical@durite.co.uk

0-784-52 LEAFL



**Rocker Switches, 3 position**

on/off/on, mom on/off/on, mom on/off/mom on and on/on/on  
Cct Dia. for 0-784-52/62, 0-785-52/62, 0-786-52/62 and 0-789-62 switches



Durite Part N°	Circuit Diagram (Switch shown in MID position)	UP Position	MID Position	DOWN Position
0-784-52		ON	OFF	ON
		2-3	----	2-1
0-784-62		ON	OFF	ON
		2-3 5-6	----	2-1 5-4
0-785-52		MOM ON	OFF	ON
		2-3	----	2-1
0-785-62		MOM ON	OFF	ON
		2-3 5-6	----	2-1 5-4
0-786-52		MOM ON	OFF	MOM ON
		2-3	----	2-1
0-786-62		MOM ON	OFF	MOM ON
		2-3 5-6	----	2-1 5-4
0-789-62		ON	ON	ON
		2-3 5-6	2-3 4-5	2-1 5-4

Notes: Maximum current 20A at 12 volt and 10A at 24 volt  
All LEDs are dual voltage 12/24 volt  
All switches have protection rating of IP66 from front only

Gordon Equipments Limited  
Durite Works  
Valley Road  
Dovercourt  
Essex  
CO12 4RX

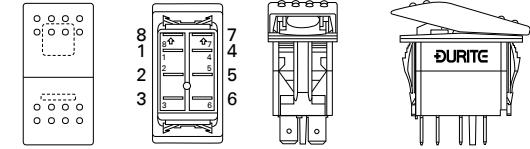
Tel: 01255 555200  
Fax: 01255 555222  
Email: technical@durite.co.uk

0-784-52 LEAFL



**Rocker Switches, 3 position**

on/off/on, mom on/off/on, mom on/off/mom on and on/on/on  
Cct Dia. for 0-784-52/62, 0-785-52/62, 0-786-52/62 and 0-789-62 switches



Durite Part N°	Circuit Diagram (Switch shown in MID position)	UP Position	MID Position	DOWN Position
0-784-52		ON	OFF	ON
		2-3	----	2-1
0-784-62		ON	OFF	ON
		2-3 5-6	----	2-1 5-4
0-785-52		MOM ON	OFF	ON
		2-3	----	2-1
0-785-62		MOM ON	OFF	ON
		2-3 5-6	----	2-1 5-4
0-786-52		MOM ON	OFF	MOM ON
		2-3	----	2-1
0-786-62		MOM ON	OFF	MOM ON
		2-3 5-6	----	2-1 5-4
0-789-62		ON	ON	ON
		2-3 5-6	2-3 4-5	2-1 5-4

Notes: Maximum current 20A at 12 volt and 10A at 24 volt  
All LEDs are dual voltage 12/24 volt  
All switches have protection rating of IP66 from front only

Gordon Equipments Limited  
Durite Works  
Valley Road  
Dovercourt  
Essex  
CO12 4RX

Tel: 01255 555200  
Fax: 01255 555222  
Email: technical@durite.co.uk

0-784-52 LEAFL